

Buckinghamshire Council Animal Licensing Policy consultation: Summary report

This report was created on Thursday 29 June 2023 at 14:51 and includes **26** responses.

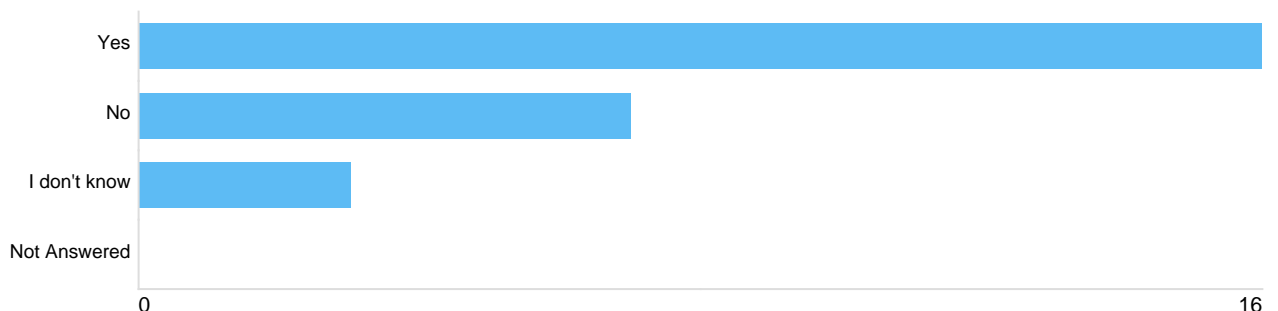
The activity ran from 20/04/2023 to 31/05/2023.

Contents

Do you agree that applicants should provide evidence of a Disclosure and Barring Service (DBS) check to hold a licence?	1
DBS check	1
Reasons	2
Do you agree that applicants and licence holders whose activities involve contact with children or vulnerable people have:	2
Safeguarding - a written safeguarding policy and provide training for staff	2
Safeguarding - a procedure for vetting staff who have unsupervised contact with young / vulnerable persons	2
Reasons	2
How easy is the draft Buckinghamshire Council Animal Licensing Policy to understand?	3
Understand	3
Make easier	3
If you have any other comments about the draft Buckinghamshire Council Animal Licensing Policy, please tell us here:	3
Other comments	3
What animal licence(s) do you currently hold? (Select all that apply)	3
Animal licence(s)	3
Which of the following describe you? (Select all that apply)	4
Capacity	4
Other	5
Are you responding as an individual or on behalf of an organisation (e.g. a business or a voluntary group)?	5
Individual or organisation	5
How did you find out about this consultation? (Select all that apply)	6
Find out	6
Other	7
Please provide the following details:	7
Name of organisation:	7
Your job title:	7
What is your age?	7
Age	7
Are you:	8
Are you	8
Do you consider yourself to have a disability / disabilities, impairment(s) or long term health condition(s)? (Select all that apply)	8
Disability / impairment / long term health condition	8
How would you describe your ethnicity?	9
Ethnicity	9
Other	10

Do you agree that applicants should provide evidence of a Disclosure and Barring Service (DBS) check to hold a licence?

DBS check



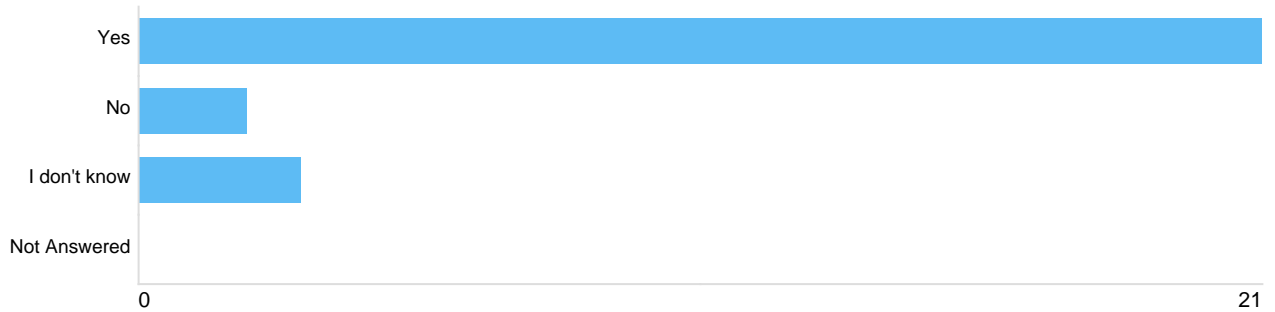
Option	Total	Percent
Yes	16	61.54%
No	7	26.92%
I don't know	3	11.54%
Not Answered	0	0.00%

Reasons

There were **19** responses to this part of the question.


Do you agree that applicants and licence holders whose activities involve contact with children or vulnerable people have:

Safeguarding - a written safeguarding policy and provide training for staff



Option	Total	Percent
Yes	21	80.77%
No	2	7.69%
I don't know	3	11.54%
Not Answered	0	0.00%

Safeguarding - a procedure for vetting staff who have unsupervised contact with young / vulnerable persons



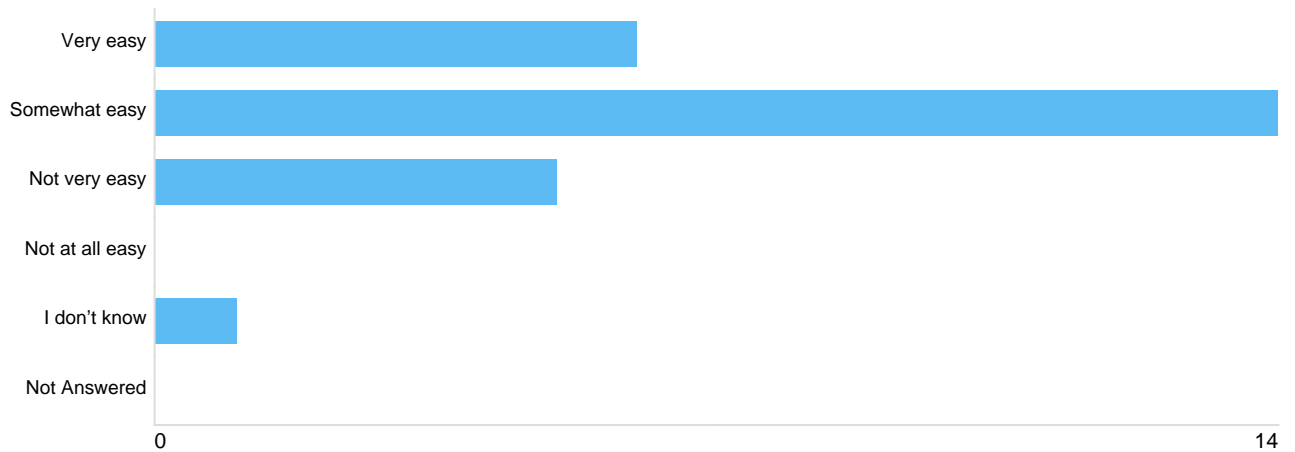
Option	Total	Percent
Yes	21	80.77%
No	2	7.69%
I don't know	3	11.54%
Not Answered	0	0.00%

Reasons

There were **12** responses to this part of the question.

How easy is the draft Buckinghamshire Council Animal Licensing Policy to understand?

Understand



Option	Total	Percent
Very easy	6	23.08%
Somewhat easy	14	53.85%
Not very easy	5	19.23%
Not at all easy	0	0.00%
I don't know	1	3.85%
Not Answered	0	0.00%

Make easier

There were 9 responses to this part of the question.

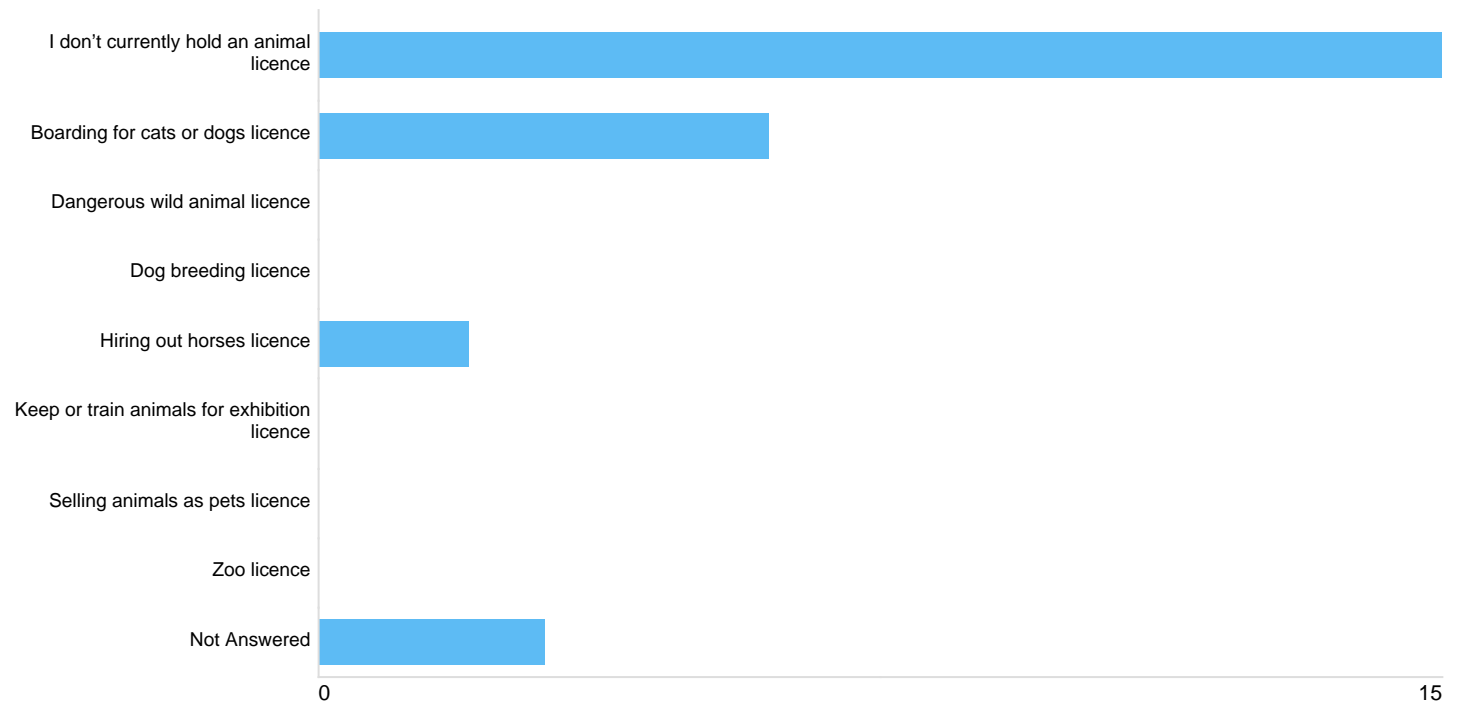
If you have any other comments about the draft Buckinghamshire Council Animal Licensing Policy, please tell us here:

Other comments

There were 6 responses to this part of the question.

What animal licence(s) do you currently hold? (Select all that apply)

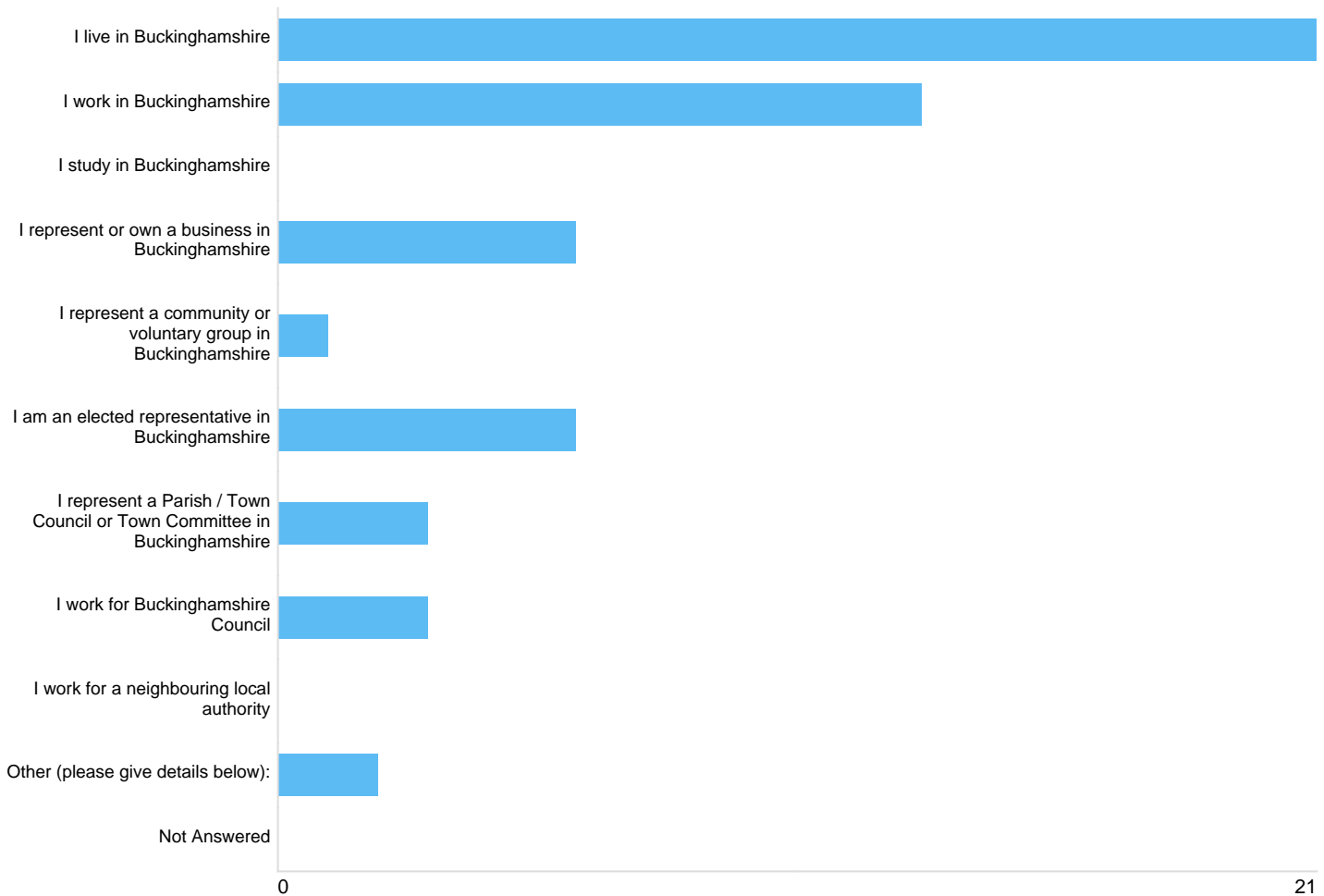
Animal licence(s)



Option	Total	Percent
I don't currently hold an animal licence	15	57.69%
Boarding for cats or dogs licence	6	23.08%
Dangerous wild animal licence	0	0.00%
Dog breeding licence	0	0.00%
Hiring out horses licence	2	7.69%
Keep or train animals for exhibition licence	0	0.00%
Selling animals as pets licence	0	0.00%
Zoo licence	0	0.00%
Not Answered	3	11.54%

Which of the following describe you? (Select all that apply)

Capacity




Option	Total	Percent
I live in Buckinghamshire	21	80.77%
I work in Buckinghamshire	13	50.00%
I study in Buckinghamshire	0	0.00%
I represent or own a business in Buckinghamshire	6	23.08%
I represent a community or voluntary group in Buckinghamshire	1	3.85%
I am an elected representative in Buckinghamshire	6	23.08%
I represent a Parish / Town Council or Town Committee in Buckinghamshire	3	11.54%
I work for Buckinghamshire Council	3	11.54%
I work for a neighbouring local authority	0	0.00%
Other (please give details below):	2	7.69%
Not Answered	0	0.00%

Other

There were 3 responses to this part of the question.

Are you responding as an individual or on behalf of an organisation (e.g. a business or a voluntary group)?

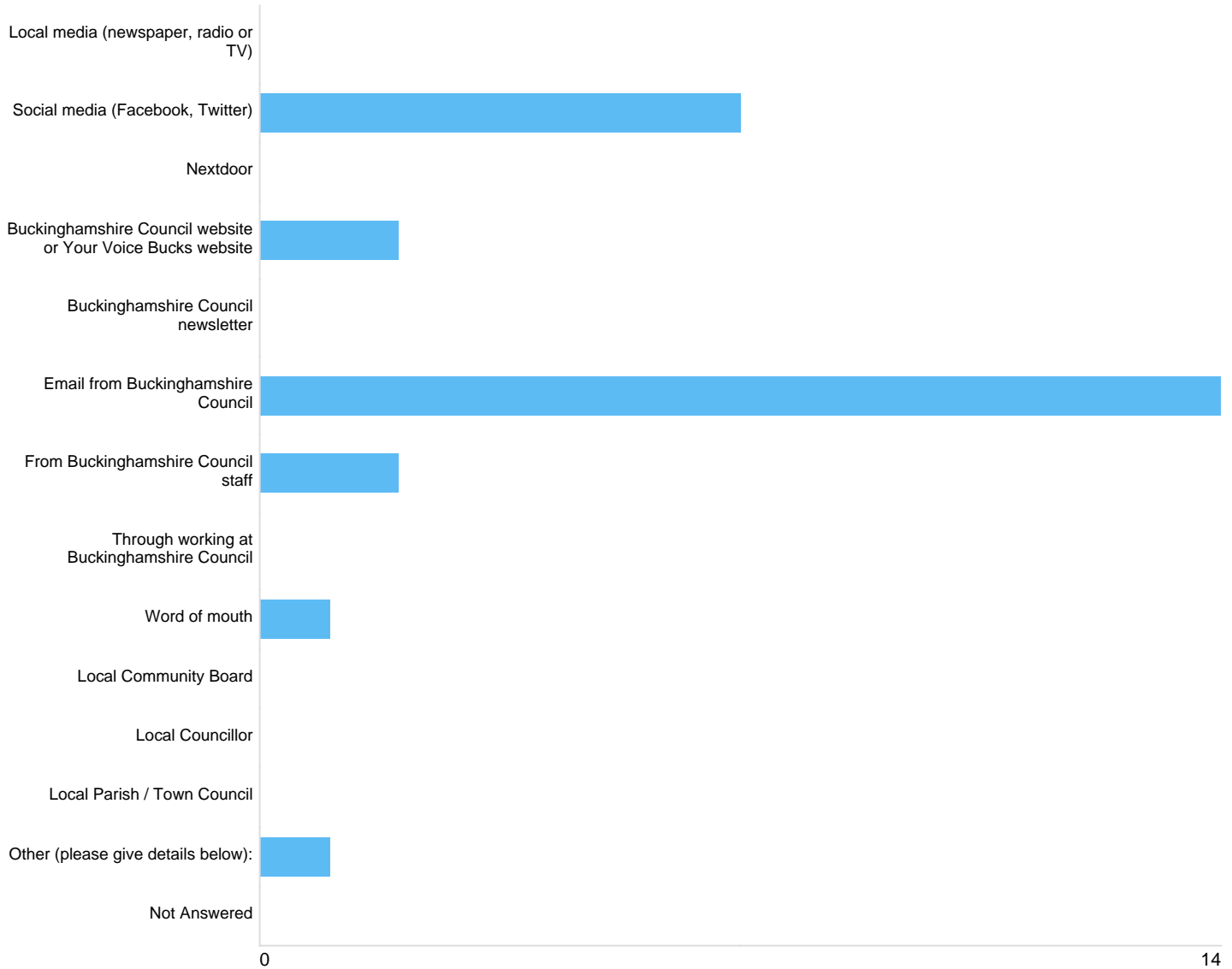
Individual or organisation



Option	Total	Percent
As an individual	22	84.62%
On behalf of an organisation	4	15.38%
Not Answered	0	0.00%

How did you find out about this consultation? (Select all that apply)

Find out



Option	Total	Percent
Local media (newspaper, radio or TV)	0	0.00%
Social media (Facebook, Twitter)	7	26.92%
Nextdoor	0	0.00%
Buckinghamshire Council website or Your Voice Bucks website	2	7.69%
Buckinghamshire Council newsletter	0	0.00%
Email from Buckinghamshire Council	14	53.85%
From Buckinghamshire Council staff	2	7.69%
Through working at Buckinghamshire Council	0	0.00%
Word of mouth	1	3.85%
Local Community Board	0	0.00%
Local Councillor	0	0.00%
Local Parish / Town Council	0	0.00%
Other (please give details below):	1	3.85%
Not Answered	0	0.00%

Other

There was 1 response to this part of the question.

Please provide the following details:

Name of organisation:

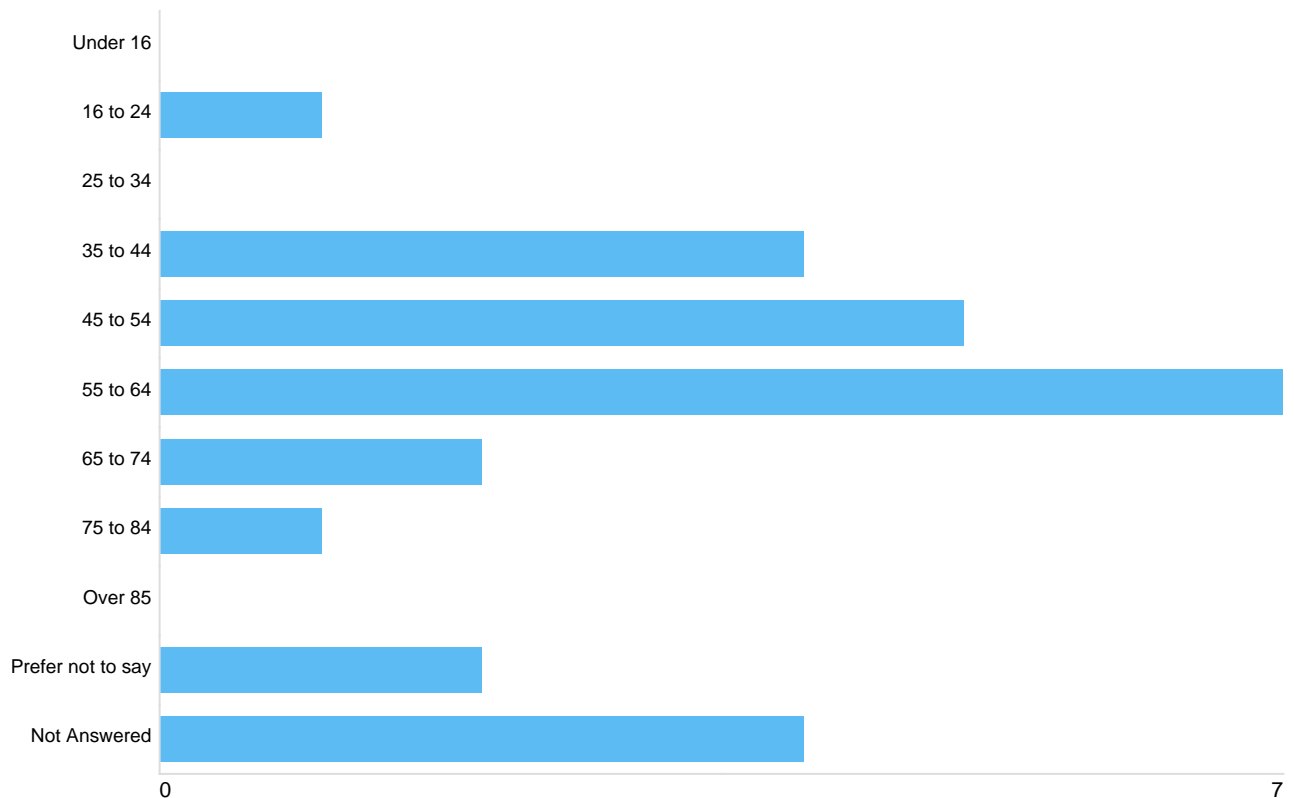
There were 4 responses to this part of the question.

Your job title:

There were 4 responses to this part of the question.

What is your age?

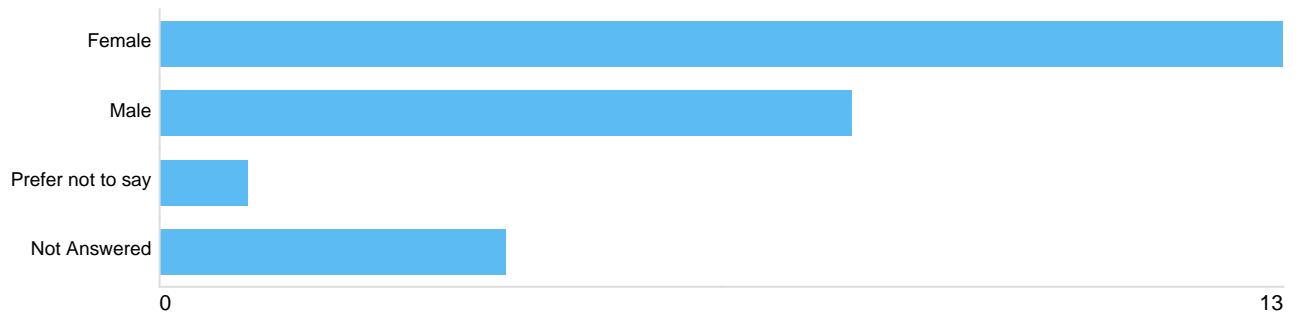
Age



Option	Total	Percent
Under 16	0	0.00%
16 to 24	1	3.85%
25 to 34	0	0.00%
35 to 44	4	15.38%
45 to 54	5	19.23%
55 to 64	7	26.92%
65 to 74	2	7.69%
75 to 84	1	3.85%
Over 85	0	0.00%
Prefer not to say	2	7.69%
Not Answered	4	15.38%

Are you:

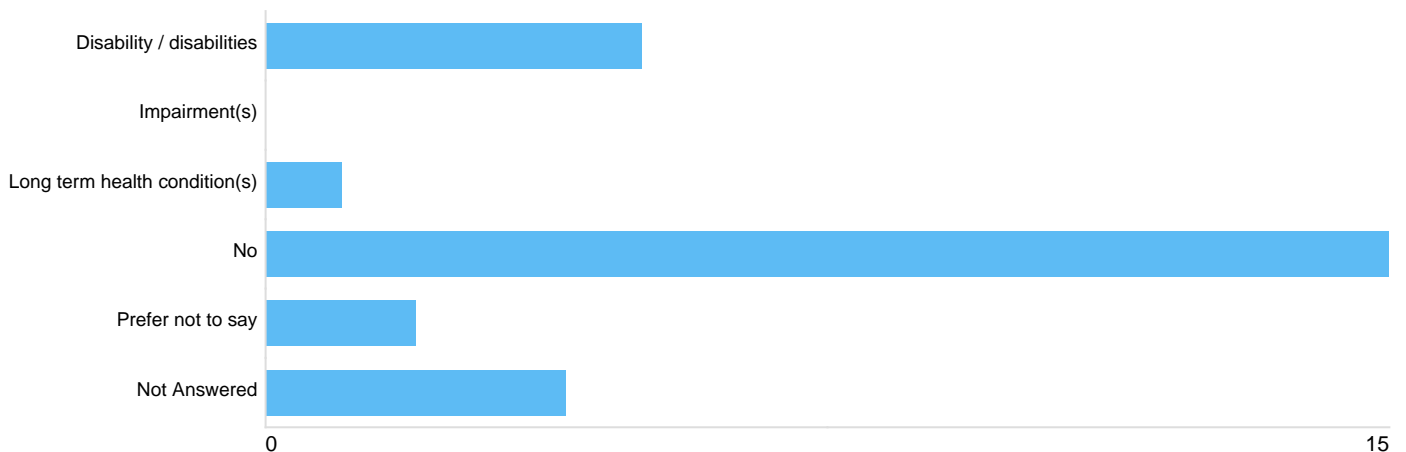
Are you



Option	Total	Percent
Female	13	50.00%
Male	8	30.77%
Prefer not to say	1	3.85%
Not Answered	4	15.38%

Do you consider yourself to have a disability / disabilities, impairment(s) or long term health condition(s)? (Select all that apply)

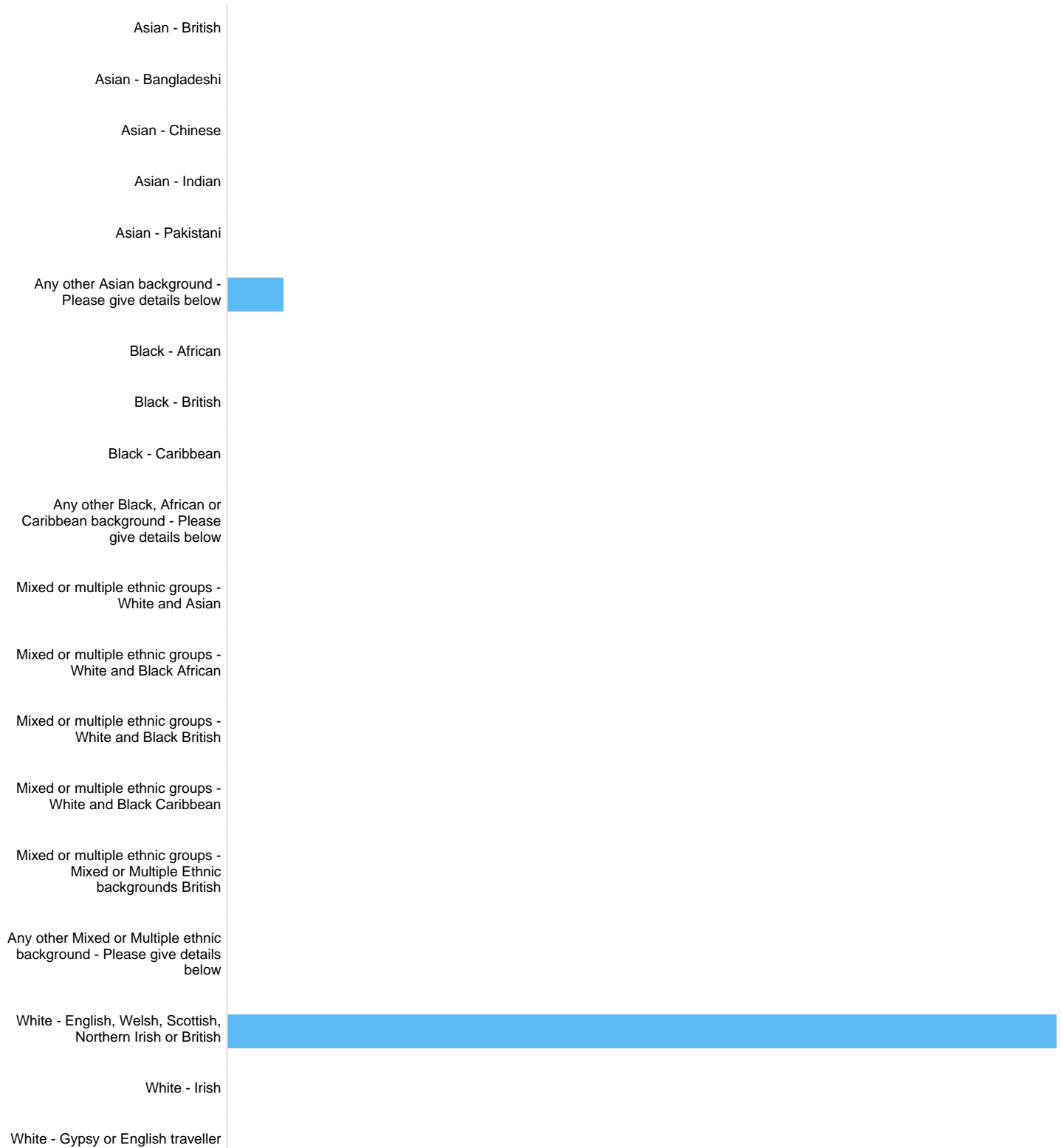
Disability / impairment / long term health condition

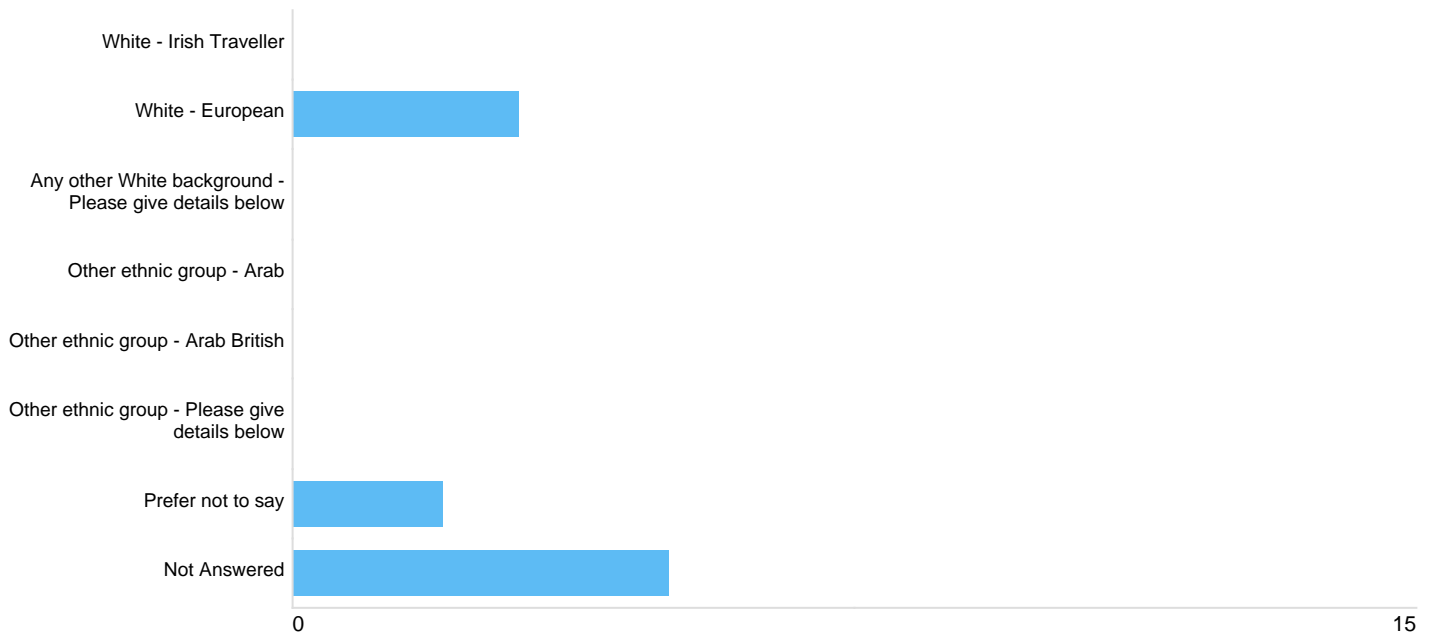


Option	Total	Percent
Disability / disabilities	5	19.23%
Impairment(s)	0	0.00%
Long term health condition(s)	1	3.85%
No	15	57.69%
Prefer not to say	2	7.69%
Not Answered	4	15.38%

How would you describe your ethnicity?

Ethnicity





Option	Total	Percent
Asian - British	0	0.00%
Asian - Bangladeshi	0	0.00%
Asian - Chinese	0	0.00%
Asian - Indian	0	0.00%
Asian - Pakistani	0	0.00%
Any other Asian background - Please give details below	1	3.85%
Black - African	0	0.00%
Black - British	0	0.00%
Black - Caribbean	0	0.00%
Any other Black, African or Caribbean background - Please give details below	0	0.00%
Mixed or multiple ethnic groups - White and Asian	0	0.00%
Mixed or multiple ethnic groups - White and Black African	0	0.00%
Mixed or multiple ethnic groups - White and Black British	0	0.00%
Mixed or multiple ethnic groups - White and Black Caribbean	0	0.00%
Mixed or multiple ethnic groups - Mixed or Multiple Ethnic backgrounds British	0	0.00%
Any other Mixed or Multiple ethnic background - Please give details below	0	0.00%
White - English, Welsh, Scottish, Northern Irish or British	15	57.69%
White - Irish	0	0.00%
White - Gypsy or English traveller	0	0.00%
White - Irish Traveller	0	0.00%
White - European	3	11.54%
Any other White background - Please give details below	0	0.00%
Other ethnic group - Arab	0	0.00%
Other ethnic group - Arab British	0	0.00%
Other ethnic group - Please give details below	0	0.00%
Prefer not to say	2	7.69%
Not Answered	5	19.23%

Other

There was 1 response to this part of the question.